

## APPLY TO NWACC

Ready to join us at NorthWest Arkansas Community College? Follow these instructions to apply through our website. Click here to get started: [www.nwacc.edu/CreditApp](http://www.nwacc.edu/CreditApp)

If you are applying for Certified Retail Analyst, Apprenticeship (Electrical, Plumbing, HVAC), or other industry-recognized technical certification program, click here to get started: [www.nwacc.edu/careercreditapp](http://www.nwacc.edu/careercreditapp)

### Contents

Apply TO NWACC	1
Recommended Documents	1
Create an Account	1
Start your Application	2
General Information	4
Personal Information	5
Contact Information	6
Academic History	6
Admissions Agreement	8
What Happens Next	8
Fianancial Aid Information	8

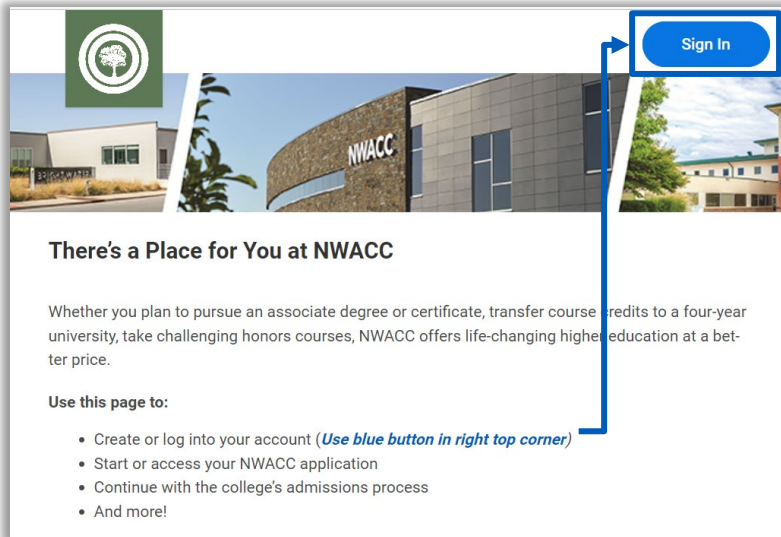
### RECOMMENDED DOCUMENTS

Visit <http://www.nwacc.edu/Apply> and select your student type for more information about the required documents you'll need to apply.

## Create an Account

For the duration of the application process, you will be able to view your application process and track application tasks by creating your own individualized application site.

1. Click the **Sign In** button in the upper right.



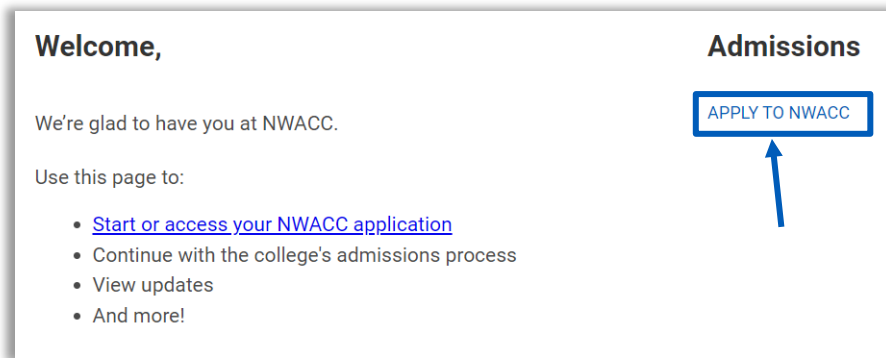
2. Create an account using your email address and a password. Please note, you will need to check your email to verify your account.

Password must include: a special character, an alphabetic character, a lowercase character, an uppercase character, a numeric character, a minimum of 8 characters.

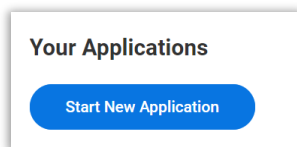
3. After you verify your email address, sign into your account.

## Start your Application

4. Click **Apply to NWACC** to start your application.



5. Click the **Start New Application** button.



6. Review the **Applicant Type** list to find the applicant type that is right for you.

- First Time Student
- High School Concurrent
- Returning Student
- Etc.

7. Make selections for the following fields (in order):

- **Academic Level** – Level of education attained
- **Applicant Type** – Type of incoming student
- **Program of Study** – Expected program of study

8. Select **Anticipated Start** and **Campus Location**.

**NOTE:** Applicants must select NWACC, Arkansas as campus location. This does not affect your eligibility to register for different types of courses.

Anticipated Start \*

Search

Campus Location \*

9. Click **OK**.

## General Information

10. Add your legal name, including your **First Name**, **Middle Name** (if applicable), and **Last Name**.

**Legal Name**

Country \*

United States of America

First Name \*

Middle Name

Last Name \*

11. Add a preferred name, if applicable.

**NOTE:** It is optional to add a preferred name. DO NOT select the Country if you do not want to add a preferred name.

12. Add a Former Legal Name, if applicable.

**NOTE:** If applicable, providing this information may assist with proactively pulling and/or connecting documents that reflect former legal names.

13. Select full-time or part-time student, and whether you will be attending primarily in person or virtually. Part-time means that you are enrolled for six hours or less.

Will you be a full-time or a part-time student? \*

Do you intend to take courses primarily on campus or online?

14. Click **Next**.

## Personal Information

### 15. Add your **Social Security Number**, **Birth Date**, and select **Gender**.

If you choose not to provide a Social Security number, you will be CHARGED THE OUT OF STATE TUITION RATE in accordance with Federal Law 8 U.S.C. Section 1623.

Providing your accurate social security number is strongly encouraged for consideration of scholarships and allows NWACC staff to proactively pull required admission documents on your behalf.

**Social Security Number/Individual Taxpayer Identification Number. Do not include dashes (-).**

Add

Birth Date \*

MM/DD/YYYY

Gender \*

### 16. Select **Marital Status**.

### 17. Select **Race** and **Citizenship Status**.

Race \*

Hispanic or Latino

Citizenship Status \*

### 18. Add your **Birth Country**.

### 19. IMPORTANT: Review the bolded text above both check boxes in depth and check them if they are applicable.

Students should only check the conduct scenario box if they do **NOT** have felony convictions, pending felony charges, are a registered sex offender, and/or have been suspended or expelled from a previous higher education institution.

Please check this box if you are you a first generation college student (Your parent(s)/guardian(s) did not complete a 4 year bachelor degree).

-- IMPORTANT: READ CAREFULLY -- By checking this box, I swear and affirm that all three of the following are TRUE: 1) I DO NOT have any felony convictions and/or pending felony charges; 2) I AM NOT a registered sex offender in any US state or any country outside of the US; 3) I HAVE NOT been suspended or expelled from an institution of higher education (college, university, or other learning institution) for disciplinary reasons.

**20.**Add details for your military service, if applicable. If the answer is no military status, select **No Military Service**.

**21.**Click **Next**.

### Contact Information

**22.**Add your Legal Residence Address, confirm your email address, and enter a phone number. The legal residence address will be used to calculate your tuition rate assessed.

**NOTE:** Address, email address, and phone number are required.

**23.**Click **Next**.

### Academic History

**24.**Add your **High School Completion Status**, such as Plan to Graduate.

**25.**Add your **High School** details.

**NOTE:** Refer to the help text to help you fill out the High School details.

High School Completion Status \*

---

**High School Information**

Graduation Date

Country of Educational Institution

**26.**Add details for any previous college or university attended, if applicable.

**27.**Click **Next**.

**28.** In the **Additional Academic Information** section, enter the last date you attended/the date you intend to graduate for each educational institution previously entered, and then your GPA.

### High School

Please list the date you graduated. If you did not graduate, please list the last date you attended. If you plan to graduate at a future date, please list that date. \*

05/20/2023

**Credentials:**

What was your cumulative GPA (0.1-4.0 scale)? \*

0

---

Add

**29.** Click **Next**.

**30.** In the **Admissions Supplemental Questions** section, answer every question.

Is English the first language you learned to speak? \*

select one ▼

Are you a single parent? (including pregnant women) \*

select one ▼

Are you a displaced homemaker? Have you lost your main source of income due to death of a spouse, divorce, separation, disability of a spouse, postponed your career, etc.? \*

select one ▼

Are you an international student? \*

select one ▼

May we send you important text messages regarding your application, registration, and enrollment? \*

select one ▼

**31.** Click **Next**.

## Admissions Agreement

**32.** Read the **Admissions Agreement**, then click the checkbox to accept.

For more information or to report allegations of discrimination regarding students under ADA/504 or Title IX, contact Title IX Coordinator at 479-619-4188 or [TitleIX@nwacc.edu](mailto:TitleIX@nwacc.edu) or the ADA/504 Coordinator at 479-936-5173 or [PRC@nwacc.edu](mailto:PRC@nwacc.edu).

I Accept Terms and Conditions

**33.** Click **Submit** to submit your application.

Back

Submit

After you submit your application, you will see the application you created in your **Your Applications** list.

### Your Applications

Declare Major at Orientation (New Fr only) - Undergraduate - NorthWest Arkansas Community College - Fall 2023  
Applied on: Wednesday, September 14, 2022 | 3 Actions Required

Start New Application

When you log in to your application site, you will be able to access your application and view updates.

## What Happens Next

Once we receive your application, you will receive communication sent to the email address you provided with updates and next steps.

## Financial Aid Information

For information about Financial Aid, go to **studentaid.gov**, and to **fafsa.gov** to apply.

- Use NWACC's school code when you submit the Free Application for Federal Student Aid (FAFSA) application: **030633**.
- FAFSA applications open on October 1 each year.